

# Digital Clocks

## Wi-Fi



Our proven, long-trusted technology synchronizes time across campuses, hospitals, and facilities of any size — enhancing efficiency, reducing delays, and ensuring pinpoint accuracy. With automated daylight saving time adjustments and zero disruption, Primex Sync keeps your organization running on time, all the time.

Primex Sync digital clocks are designed to be easily seen from up to 150 feet away and feature highly visible LED digits in a sleek black casing to integrate well into virtually any indoor environment. The onboard control panel allows you to select a variety of options, including alternating date/time and a 12- or 24-hour time display.

Built-in Wi-Fi connectivity that adheres to the latest WiFi standards, utilizing TLS 1.3 encryption. Allows for flexibility in clock location placement and facilitywide expandability. Simply access your existing IT network via Wi-Fi to quickly synchronize to the exact second. With Primex Sync WiFi clocks, no complicated configuration app required. Once the clocks are connected, simply hang on the wall and enjoy.

### WIFI SURFACE MOUNT DIGITAL CLOCKS - AC POWERED

4-DIGIT	6-DIGIT	DESCRIPTION
127-AK315G	127-AK335G	Sync Digital Clock, 2.5", Single-sided, Green LED, Wi-Fi, 240V power, Configured
NA	127-AK350R	Sync Digital Clock, 4", Red LED, Wi-Fi, 240V power, Configured
127-AS215G	127-AS235G	Sync Digital Clock, 2.5", Single-sided, Green LED, Wi-Fi, 120V power, Configured
127-AS215R	127-AS235R	Sync Digital Clock, 2.5", Single-sided, Red LED, Wi-Fi, 120V power, Configured
127-AS225G	127-AS250G	Sync Digital Clock, 4", Single-sided, Green LED, Wi-Fi, 120V power, Configured
127-AS225R	127-AS250R	Sync Digital Clock, 4", Single-sided, Red LED, Wi-Fi, 120V power, Configured
NA	127-ASP35G	Sync Digital Clock, 2.5", Single-sided, Green LED, Wi-Fi, 120V power, Configured, 30" cord with pigtail
NA	127-ASP35R	Sync Digital Clock, 2.5", Single-sided, Red LED, Wi-Fi, 120V power, Configured, 30" cord with pigtail

### FLUSH MOUNT KIT

PART NO.	DESCRIPTION
199-000106	Flush Mount Kit, for 2.5" 6-digit clocks only

### ACCESSORIES

PART NO.	DESCRIPTION
199-000032	18 Degree Bracket for 2.5" Digital Clock

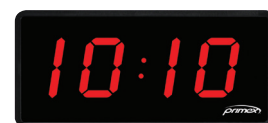
### Dual Clock Kit

Any two surface-mount digital clocks can be mounted back-to-back to provide greater visibility in hallways and larger areas. Select the correct Dual Clock Bracket Kit for your application below.

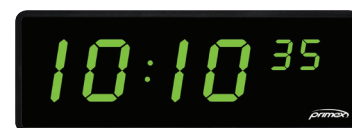
### DUAL CLOCK BRACKET KIT

MOUNT	2.5", 4-DIGIT	2.5", 6-DIGIT	4", 4-DIGIT	4", 6-DIGIT*
Ceiling	198-000005	198-000007	198-000009	198-000009
Wall	198-000006	198-000008	198-000009	NA

\* 4" 6-digit clock can be ceiling mount only.



4-Digit Red



6-Digit Green



Surface Mount



Flush-Mount



Dual Mount - Ceiling



Dual Mount - Wall

## FEATURES

- Highly visible seven-segment LED digits
- Three display dimmer options: 75%, 50%, and 25%
- Power outage memory backup up to one hour
- Choose Red or Green LED digits
- Connectivity:
  - Wi-Fi 802.11 b/g/n 2.4GHz
  - Clock configuration to access your network is accomplished online prior to delivery for plug-and-play convenience
- Management: Centrally managed through our OneVue platform to check WiFi and time synchronization reception, along with individual clock battery status.
- Power:
  - 120/240v AC with plug connector or pigtail for hardwire applications
- Security:
  - Encryption: TLS 1.3

### SINGLE CLOCK DIMENSIONS

CLOCK TYPE	WEIGHT	HEIGHT A	WIDTH B	DEPTH C
2.5" (6.4cm), 4-digit	1.8 lbs. (0.8 kg)	5.0" (12.7cm)	10.8" (27.4cm)	2.8" (5.6cm)
4" (10.16cm), 4-digit	3.9 lbs. (1.8 kg)	8.0" (20.3cm)	17.9" (45.5cm)	2.4" (6.1cm)
2.5" (6.4cm), 6-digit	2.0 lbs. (0.9 kg)	5.0" (12.7cm)	13.8" (34.9cm)	2.2" (5.6cm)
4" (10.16cm), 6-digit	4.6 lbs. (2.1 kg)	8.0" (20.3cm)	23.3" (59.2cm)	2.4" (6.1cm)

### DUAL-MOUNT DIMENSIONS

CLOCK TYPE	WIDTH FROM WALL A	HEIGHT FROM CEILING B	DEPTH OF TWO CLOCKS C
Dual 2.5" (6.4cm), 4-digit	13.8" (35.1cm)	8.0" (20.3cm)	5.9" (15.0cm)
Dual 4" (10.16cm), 4-digit	20.9" (53.1cm)	11.0" (27.9cm)	6.3" (16.0cm)
Dual 2.5" (6.4cm), 6-digit	16.8" (42.7cm)	8.0" (20.3cm)	5.9" (15.0cm)
Dual 4" (10.16cm), 6-digit	NA*	11.0" (27.9cm)	6.3" (16.0cm)

\* 4", 6-digit clocks cannot be dual-mounted to the wall.  
Note: Dual mount clocks shipped disassembled to simplify installation.


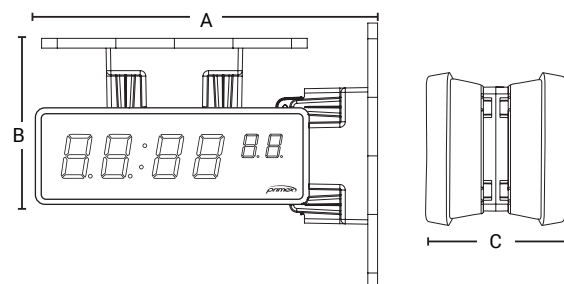
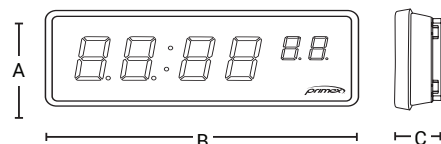
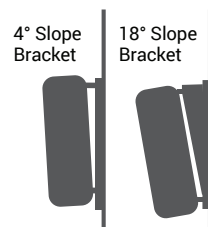
### FLUSH-MOUNT DIMENSIONS

CLOCK TYPE	WEIGHT	WIDTH A	HEIGHT B	DEPTH C
2.5" (6.4cm), 6-digit	2.0 lbs. (0.9 kg)	16.8" (42.7cm)	6.5" (16.5cm)	3.4" (8.6cm)

When ordering for new construction projects, the junction boxes for flush-mount installation may be ordered to ship in advance of clocks. Please request special shipping and provide dates when ordering.



AC power



## WIFI DIGITAL CLOCK SPECIFICATIONS

- 12- or 24-hour time display
- PM indicator light
- Automatically adjust for Daylight Saving Time
- Alternating time and date display option
- LED dimmer option (75%, 50%, 25%)
- Power outage memory backup up to one hour
- Weight of Raw AC Adapter Power supply is 0.25 lbs
- **Operating temperature range:** -40F to 140F (-40C to 60C)
- **Storage temperature range:** -40F to 185°F (-40C to 85°C)
- Clock configuration to access your network is accomplished online prior to delivery for plug-and-play convenience
- **Clock Power:**
  - 120/240v AC with plug connector or pigtail for hardwire applications
- **Connectivity:**
  - Wi-Fi 802.11 b/g/n 2.4GHz
- **Certification:** FCC/IC/CE marked
- **Security:**
  - Encryption: TLS 1.3



To Learn More:

Call - 855-602-2934

Email - [info@primexinc.com](mailto:info@primexinc.com)

[primexinc.com](http://primexinc.com)

©2025 by Primex, Inc.  
The Primex logo is a registered trademark of Primex, Inc. All Rights Reserved. 5.14.25